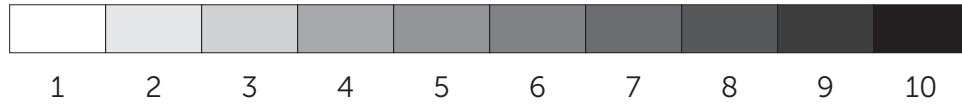
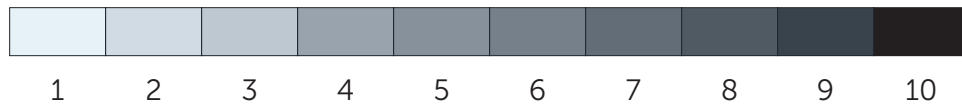


Value

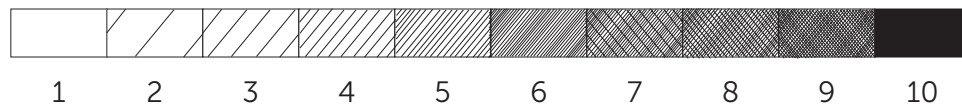
Value refers to the lightness or darkness of gray or a color. A value scale shows the gradual changes from white, which is the lightest value; to gray, which is a medium value; to black, which is the darkest value.



The value of every color on the color wheel can be changed by mixing it with white, black, or gray. Mixing a color with white creates a **tint**. A tint is also known as a pastel because it is light. When black is mixed with a color, a **shade** is created. A shade is dark. When gray (white + black) is added to a color, a **tone** is created. A tone is between light and dark. Every tint (light value), shade (dark value), and tone (middle value) of every color can be placed on a value scale.



Artists use a range of techniques to show value, including lines and color variations. In the example below, **hatching** (lines) is used to create values from light to dark.



Emil Bisttram, **Sea Pattern**, c. 1957-58.
Museum Purchase, 2000.68

Using different values adds variety, contrast, and a sense of rhythm to an artwork. Emil Bisttram breaks his subjects into simple shapes and assembles them to create an interesting composition. He uses a variety of values of blue in **Sea Pattern**. When people look at this painting, even if they don't know the title, the blues usually remind them of the sea. At the left of the painting, we see skimmers, seabirds that skim the surface of the water with their lower beak to capture small fish and insects. At the center of the painting, many people see shapes that remind them of an octopus; others read the shapes as more birds, swooping in for a snack. Bisttram adds emphasis by using smaller areas of red, orange, and green to contrast with the blue.

*There is no light painting or dark painting,
but simply relations of tones.*

Paul Cézanne




Flint Institute of Arts
MUSEUM + ART SCHOOL

Flint Institute of Arts
Education Department
1120 E Kearsley Street, Flint MI 48503
810-237-7314 • flintarts.org

Identifying Values


Instructions

Visit the Flint Institute of Arts and look at artworks with a variety of values. In the space below, make sketches of artworks you find. Which is your favorite? Check whether the artist used color, hatching (lines), or both to create light and dark areas in their work.




- color
- hatching (lines)
- both

★ favorite




- color
- hatching (lines)
- both

★ favorite



- color
- hatching (lines)
- both

★ favorite



- color
- hatching (lines)
- both

★ favorite