

FIA art  
school

SPRING 22



# general information

1

## ART SCHOOL POLICIES

**Registrations** are valid with full payment. Register online or by phone, walk-in, or mail (not by voice mail). Cash (not by mail), check, VISA, MasterCard, Discover, and American Express are accepted. Registration confirmations are issued via email.

**Refunds** are not given after the second class. A 50% charge will be withheld for cancellations made within four business days prior to the start date of class, and before the second class.

**Student Artwork** not picked up within two weeks of the end of the session will be discarded.

**Photo Policy:** The FIA reserves the right to photograph activities that occur on its premises for promotional materials.

**Class Cancellations** due to weather will be posted on the FIA Art School Facebook page and ABC12.com. We are not able to contact each student individually in the event of building closure. Class cancellations due to weather or faculty illness will be rescheduled based on studio and staff availability but are not guaranteed. Under-enrolled classes will be cancelled three business days prior to the first day of class.

## STUDENT AMENITIES

**Art Supplies** are discounted 20% in the FIA Museum Shop (for enrolled students only).

**Lockers** may be rented in the Art School office with your own lock for \$13 per session or \$35 per year. The FIA is not responsible for items lost or stolen from lockers, galleries, or studios.

**Facebook:** Follow the FIA Art School at ([facebook.com/FIAArtSchool/](https://www.facebook.com/FIAArtSchool/)) for up-to-date news and events.

## MATERIALS & SUPPLIES

**Children and Teen Courses** include all required supplies, provided by the FIA.

**Ceramics Courses** include one bag of clay and glazes. Additional clay may be purchased from instructor as needed.

**Glass and Welding Courses** include required safety equipment and basic materials needed to complete the course. Specialized and optional materials, including colored glass, may be purchased from instructor as needed.

**All Other Courses**, unless otherwise noted, should expect to provide their own supplies. Supply lists will be provided when applicable.

## DATES TO REMEMBER

### Session Dates

March 21 – May 22

Registration opens February 7

## HOURS

### Art School Office

Monday–Friday, 9:00a–5:00p

## TUITION ASSISTANCE

Through the generosity of many individuals and organizations, the FIA is pleased to offer tuition assistance support to those students who could not otherwise afford the cost of attendance. To apply for tuition assistance support, students must submit an application form (available online) and a copy of their household's most recent federal income tax return. Tuition assistance is offered to eligible students on a first come first served basis while funding remains.

## STUDENT MEMBERSHIP

**FIA Members** receive 20% off tuition, the FIA Magazine, free admission to exhibitions, and a 10% discount in the Palette Café and Museum Shop.

### FIA Youth Membership

participants (ages 2.5–12) receive discounted class fees, a 10% discount in The Palette Café and Museum Shop, mailings in their name, and three free Youth Membership Activities per year for students ages 5–12.

## Free Glassblowing Demonstration

Join us in the FIA Hot Shop every Saturday and Sunday for free demonstrations thanks to McLaren Health Care. Demonstrations are held in the Art School's state-of-the-art hot shop and begin on the hour 11a-4p on Saturdays and are ongoing 1p-5p on Sundays.

*Glassblowing  
Demonstrations  
are free thanks to*

  
HEALTH CARE

Cover Image  
Mary Montgomery, Faculty

## Workshops

The Art School offers a number of one-, two-, and three-day workshops for students who would like to try something new or to dedicate a couple of days to deep-dive into a specific technique or project. These short workshops are available in most disciplines including glass, ceramics, drawing, animation, and more. Please see pages 3–4 and 6–8 for listings.



## Studio Parties

Art School Studio Parties are a great way for you and your friends to try something new in a fun, social environment. Many different media and projects are available including welding, glassblowing, ceramics, painting, drawing, and more. Prices begin at \$35 per person and include a three-hour studio session with one of our teaching artists and all required materials.

## FACULTY PROFILE



**Guy Adamec** has an MFA from Cranbrook Academy of Art and is the FIA Ceramics Studio Fire Master. Guy has been a studio potter and ceramics instructor for more than 25 years. He exhibits his work throughout the midwest.



**Jim Ames** has taught watercolor for 50 years and is a member of the American Watercolor Society. He is the author of *Color Theory Made Easy* and has lectured on color theory at many leading U.S. art schools.



**Donald Cronkhite** received his BFA from Wayne State University. Since 2005 his work has been represented by the Gruen Galleries in Chicago and by the Robert Kidd Gallery in Birmingham, MI since 2020. His work is included in the collections of the Flint Institute of Arts, Wayne State University, University of Michigan-Dearborn, and the Henry Ford College.



**Anni Crouter** has exhibited internationally and is in collections worldwide. She is a signature member of the American Watercolor Society and has been featured in *Watercolor Magazine*, *Fine Art Connoisseur*, and more.



**Alla Dubrovich** has an MFA and BFA from the Moscow Pedagogical University in Moscow, Russia. She is a freelance illustrator and also teaches at the University of Michigan-Flint.



**Michelle Dummer** is the FIA Assistant Curator of Education, holds a BS in Art Education and an MA in Art History. She is also a nationally certified Yoga teacher.



**Alice Foster-Stocum** has taught at the FIA since 1982. She earned a degree at Michigan State University and studied under several renowned fiber artists. She has exhibited her work at numerous art venues.



**Jim Gould** holds a BFA from Eastern Michigan University and an M.Ed in Art Education from Wayne State University. He has taught at Mott Community College and Siena Heights University.



**Donovan Entrekin** has an MFA from the Pennsylvania Academy of the Fine Arts. He has exhibited his paintings and sculptures in museums and galleries regionally and in the East Coast.

## children's class

*All required materials are provided for children's and teens' classes and workshops. Age categories are important for class management and appropriate social interaction. **Please register your child only for those classes in their age group, regardless of artistic ability or experience.** Many adult classes are appropriate for teens; please see descriptions for details.*

### AGES 9–12

#### After School Clay Karyn Konkel

Learn the basics of handbuilding through projects that stretch the imagination by rolling coils, slab building and making pinch pots. Kids will make animal sculptures, vessels, boxes and much more. There will be plenty of time to explore and create with the wonderful medium of clay.

TU (8 wks) 3/22-5/17 4p-5:30p  
No Class 3/29  
Studio 5 EC9-01 Tuition \$119



# children's workshops

3

## AGES 3-5 (with adult) Jane Reiter, Faculty

### Scribbles

What can you do with scribbles? Plenty! Students begin with scribbles and then trade their drawings to add personality and character. We will use markers and paper for this fun session.

SA (1 day) 3/26 9:30a-10:30a  
Studio 10 EC3-02 Tuition \$20

### Make Small Art

Let us think TINY and create small art together. We will use one to four inch pieces of paper with markers, stickers and crayons. See all that you can make with a big imagination and a small format.

SU (1 day) 4/3 9:30a-10:30a  
Studio 1 EC3-03 Tuition \$20



### Paper Quilts

Glue colorful shapes of paper with a glue stick to create an imaginary quilt. Using a basic structure and a variety of colors is encouraged. Pre-cut shapes will be available, as well as paper to cut your own pieces.

SA (1 day) 4/9 9:30a-10:30a  
Studio 1 EC3-04 Tuition \$20

### Collage People

Make up figures with cut-up magazine pages, various papers, and glue. Have fun imagining all sorts of artful people populating the world! Use a large sheet of paper as a base to make colorful people.

SA (1 day) 4/16 9:30a-10:30a  
Studio 1 EC3-05 Tuition \$20

### Bean Mosaics

Experiment with the variations of color and shape in dried beans! We will create mosaics with beans and glue on paper plates in this session.

SU (1 day) 4/24 9:30a-10:30a  
Studio 1 EC3-06 Tuition \$20

### Wax Crayon Resist

Use wax crayons to draw designs that resist watercolor paint. First, draw on watercolor paper, then, wash over the design with loosely applied liquid watercolor paint.

SA (1 day) 4/30 9:30a-10:30a  
Studio 11 EC3-07 Tuition \$20

### Playing with Circles

Experiment with ways to use circles in art. Use markers and crayons on paper to create variations of circles. Large, bumpy, smooth, irregular, or small circles will appear in your art during this session.

SU (1 day) 5/1 9:30a-10:30a  
Studio 1 EC3-08 Tuition \$20

### Button Mosaics

Experiment with the variations of color and shape in buttons! Create mosaics with recycled buttons and glue on paper plates. This is a fun and spontaneous session.

SA (1 day) 5/7 9:30a-10:30a  
Studio 1 EC3-09 Tuition \$20

## AGES 6-8 Jane Reiter, Faculty

### Paper Quilts

Glue colorful shapes of paper with a glue stick to create an imaginary quilt. Using a basic structure and a variety of colors is encouraged. Pre-cut shapes will be available, as well as paper to cut your own pieces.

SA (1 day) 3/26 11:30a-12:30a  
Studio 10 EC6-10 Tuition \$20

SU (1 day) 5/15 9:30a-11a  
Studio 1 EC6-11 Tuition \$30

### Make Your Own Paper Stencils

Experiment with cutting stencils from heavy paper to make colorful art! Use the stencils with color pencils or crayons to create abstract art. Ability to use scissors confidently is helpful.

SA (1 day) 4/2 9:30a-10:30a  
Studio 10 EC6-12 Tuition \$20

### Playing with Grids

Explore all the ways you can utilize grid patterns using markers and crayons on paper to create various versions of grids. Straight, crooked, curved or ragged lines will appear in your art during this session.

SU (1 day) 4/10 9:30a-10:30a  
Studio 10 EC6-13 Tuition \$20

### Collage People

Create figures with cut-up magazine pages, various papers, and glue sticks. Have fun imagining all sorts of artful people populating the world! Use a large sheet of paper as a base to make colorful people.

SA (1 day) 4/16 11a-12p  
Studio 1 EC6-14 Tuition \$20

### Bean Mosaics

Experiment with the variations of color and shape in dried beans! We will create mosaics with beans and glue on paper plates in this session.

SU (1 day) 4/24 11a-12p  
Studio 1 EC6-15 Tuition \$20

### Playing with Circles

Experiment with variations of circles using markers and crayons on paper. Large, bumpy, smooth, irregular, or small circles will appear in your art during this session.

SU (1 day) 4/24 1p-2p  
Studio 1 EC6-16 Tuition \$20

### Wax Crayon Resist

Use wax crayons to draw designs that resist watercolor paint. First, draw on watercolor paper, then, wash over the design with loosely applied liquid watercolor paint.

SA (1 day) 4/30 11:30a-12:30p  
Studio 11 EC6-17 Tuition \$20

### Simple Weaving

Create a weaving on cardboard using yarn and a threaded needle. Have fun exercising your imagination in a tactile way by incorporating color and texture into your work.

SU (1 day) 5/1 4:30p-5:30p  
Studio 1 EC6-18 Tuition \$20

## AGES 9–12 Jane Reiter, Faculty

### Make Your Own Journal

Create your own personalized journal, beginning with a simple notebook. Utilize stickers, markers, washi tape, envelopes, collage papers and glue sticks to customize your journal. This is a lighthearted and spontaneous process for imaginative artists.

SU (1 day) 3/27 9:30a-11a  
Studio 10 EC9-20 Tuition \$25

SA (1 day) 5/7 1p-3p  
Studio 10 EC9-21 Tuition \$30

### Make Your Own Paper Stencils

Experiment with cutting stencils from heavy paper to make colorful art! Use the stencils with color pencils or crayons to create abstract art. Ability to use scissors confidently is helpful.

SA (1 day) 4/2 11:30a-12:30p  
Studio 10 EC9-22 Tuition \$20

### Button Mosaics

Experiment with the variations of color and shape in buttons! Create mosaics with recycled buttons and glue on paper plates. This is a fun and spontaneous session.

SA (1 day) 5/7 11a-12p  
Studio 1 EC6-19 Tuition \$20



Helen O'Toole, Student

### Finger Knitting

Using your hands and yarn, learn how to create colorful cords without knitting needles! Explore making ropes with various types of yarns with your hands!

SA (1 day) 4/9 11:30a-1p  
Studio 10 EC9-23 Tuition \$25

### Make Small Art

Let us think TINY and create small art together. Using one to four inch pieces of paper with markers, stickers, and crayons, see what you can make with a big imagination and a small format.

SA (1 day) 4/9 2p-3:30p  
Studio 1 EC9-24 Tuition \$25

### Playing with Grids

Explore all the ways you can utilize grid patterns in your art. Use markers, tape, and crayons to create straight, crooked, curved, or ragged lines on paper.

SU (1 day) 4/10 11a-12:30p  
Studio 10 EC9-25 Tuition \$25

### Make a Recycled Book

Make a new book from old, used book parts! We will use recycled book covers and pages to create a book/journal, binding it with 2 binder rings. Celebrate Earth Day in an artful and upcycled way!

SA (1 day) 4/16 1p-3p  
Studio 10 EC9-26 Tuition \$30

### Mail Art


Create dynamic postcards, letters and envelopes for mailing wonderful art to friends and family using various papers, new and recycled. Utilize markers, washi tape, crayons, and pencils to make unique artful mailings.

SA (1 day) 4/23 9:30a-10:30a  
Studio 10 EC9-27 Tuition \$20

### Wax Crayon Resist

Use wax crayons to draw designs that resist watercolor paint. First, draw on watercolor paper, then, wash over the design with loosely applied liquid watercolor paint.

SA (1 day) 4/30 1:30p-3p  
Studio 11 EC9-28 Tuition \$25



Name, Student

### Simple Weaving

Explore using yarn and a threaded needle to make a weaving on a piece of cardboard. Use creativity to select colors and textures to incorporate into your weaving. Have fun exercising your imagination in a tactile way.

SU (1 day) 5/1 1:30p-3p  
Studio 1 EC9-29 Tuition \$25

### Paper Quilts

Glue colorful shapes of paper with a glue stick to create an imaginary quilt. Using a basic structure and a variety of colors is encouraged. Pre-cut shapes will be available, as well as paper to cut your own pieces.

SU (1 day) 5/15 12p-1:30p  
Studio 10 EC9-30 Tuition \$25

### Intro to Crochet

Learn the basics of crochet, using a strand of yarn and a crochet hook. We will go over how to make a foundation chain, along with a couple of crochet stitches. Learn a new way to exercise your imaginative talents!

SA (1 day) 5/14 9:30a-11:30a  
Studio 10 EC9-31 Tuition \$30

### Make Simple Books

Using new and recycled papers, create two styles of books—one with a folded sheet of paper, the other with a taped binding. Use these small books to hold designs, words, sketches, or images.

SA (1 day) 5/14 12:30p-2:30p  
Studio 10 EC9-32 Tuition \$30

## FACULTY PROFILE



**Jeff Hageman** has a BFA from the Kansas City Art Institute in Ceramics. Jeff specializes in teapots and sculptures constructed from thrown parts.



**Paul Hauth** has a BFA in Jewelry Design from Buffalo State College and an MFA in Metalsmithing from the Cranbrook Academy. Paul teaches at Mott Community College and works summers with the Chautauqua Institution in New York.



**Tonya Henderson** has a degree in Visual Communications from the Colorado Institute of Art, and a diploma from Dubner Training Center in computer graphics. She exhibits nationally and is the owner of Creative Spirit Studios and co-owner of ReTHINKin It.



**Barbara Holmer** has a BFA from Kendall College of Art in painting and surface design. She specializes in botanical watercolors and art quilts, and has exhibited her paintings nationally.



**Ann Jacob** has a BFA from Wayne State University and an MA from Northwestern State University of Louisiana. She uses her extensive knowledge of fabrics and dye processes to make art quilts exploring animals and the impact of a changing environment.



**Karyn Konkell** holds a BFA in ceramics from Siena Heights University. She has over 20 years experience as a clay artist/educator from Michigan art centers, including the Ann Arbor Art Center, Artrain, and Pewabic Pottery.



**Igor Macherkevich** has a BA in graphic design from Moscow Art College of Design and an MFA from Moscow State Pedagogical University. He is a full-time graphic designer.



**Janice McCoy** holds a BFA in Studio Art and a BS in Art Education from the University of Michigan-Flint. She works at MW Gallery in downtown Flint. Her paintings and prints have been exhibited across the state of Michigan.

## AGES 13-17

*Students ages 15 and up are welcome in many adult classes. Please see adult course descriptions.*

### Beginning Drawing for Teens

**Igor Macherkevich**

Draw from observation and imagination, using basic principles and techniques. Learn about composition, proportions, perspective, and shading with a variety of materials.

TU (8 wks) 3/22-5/10 5:30p-8:30p  
Studio 11 EC13-33 Tuition \$258

### Glass Beadmaking 101

**Anita Spencer**

Discover the art of glass beadmaking! Using tabletop torches, explore the basics of melting glass to shape and decorate beads. Please wear cotton clothing to class.

TU (8 wks) 3/22-5/17 6p-9p  
No Class 4/5  
Studio 15 EC13-34 Tuition \$288

### Teen Pottery

**Jeff Hageman**

Students will be introduced to the vast possibilities of working with clay. Many different techniques are covered such as hand building, slab construction, extrusions, and throwing on the potter's wheel.

TH (9 wks) 3/24-5/19 4p-6p  
Studio 2 EC13-35 Tuition \$251

### Creating Unique Textures in Watercolor

**Igor Macherkevich**

Textural effects can be used to create unique and interesting effects in watercolor paintings. Changing the surface that you paint on, using new tools, or adding mixed media components can lead to amazing and often unexpected results.

SA (5 wks) 3/26-4/23 12p-3p  
Studio 13 EC13-36 Tuition \$165

### Introduction to Constructive Drawing

**Mary Montgomery**

This course will be an introduction to the fundamentals of the constructive method of drawing. Students will learn how to measure proportions and break down any subject matter into simplified forms and shapes. The course materials will consist of a sketchbook each student will keep, along with various drawing utensils such as charcoal and graphite pencils.

SU (9 wks) 3/27-5/22 10a-12p  
Studio 11 EC13-37 Tuition \$215

### Teen Glass Taster

**Brent Swanson**

Experiment with each of the major glass art disciplines offered by the FIA including hot glass,ameworking, and fusing. Through this sampler, students will get a feel for each process and will experience the excitement and satisfaction of working with glass.

WE (4 wks) 3/30-4/20 4:30p-6p  
No Class 4/5  
Studio 7 EC13-38 Tuition \$102



Luppy Thompson, Student



**AGES 13–17** Jane Reiter, Faculty

*These short workshops provide students of all skill levels the opportunity to try something new, or to deep-dive into a specific technique or discipline.*

**Abigail Adnruszko**, Student



## Intro to Journaling

Starting with a simple notebook, we will discuss the use of journaling for personal satisfaction and expression. Enhance the covers and pages with markers, stickers, collage, washi tape and pencils—attach elements with staplers and paper clips. Use your journal to record thoughts, poems, memories, ideas—whatever you wish!

SA (1 day) 3/26 1p-3p  
Studio 10 EC13-39 Tuition \$30

## Finger Knitting

Knit without knitting needles—how? Using your hands and yarn, you will learn how to create your own colorful cords. Explore utilizing various types of yarns to make ropes with your hands!

SU (1 day) 3/27 12p-1:30p  
Studio 10 EC13-40 Tuition \$25

## Jewelry Challenge

Begin with a bag of beads, chain, charms, and thread—finish by creating jewelry from every single element in the bag. We will go over design elements and basic ways to connect components.

SA (1 day) 4/2 1:30p-2:30p  
Studio 11 EC13-41 Tuition \$25

## Intro to Zentangle®

Zentangle® is a meditative drawing process making patterns on white paper with a black pen. Try this peaceful approach to drawing with 3.5 inch squares of paper to begin tangling—there are no mistakes.

SU (1 day) 4/3 11:30a-1p  
Studio 10 EC13-42 Tuition \$25

## Make a Recycled Book

Make a new book from old, used book parts! We will use recycled book covers and pages to create a book/journal, binding it with two binder rings. Celebrate Earth Day in an artful and upcycled way!

SU (1 day) 4/10 1p-3p  
Studio 10 EC13-43 Tuition \$30

## Intro to Crochet

Learn the basics of crochet, using a strand of yarn and a crochet hook. We will go over how to make a foundation chain, along with a couple of crochet stitches. Learn a new way to exercise your imaginative talents!.

SA (1 day) 4/23 1p-3p  
Studio 11 EC13-44 Tuition \$30

## Mail Art

Create dynamic postcards, letters and envelopes for mailing wonderful art to friends and family. Utilize markers, washi tape, crayons and pencils to make unique artful mailings. Our special mail art will use various papers, new and recycled.

SA (1 day) 4/23 11a-12p  
Studio 10 EC13-45 Tuition \$20

## FACULTY PROFILE



**Mike Mentz** received a BFA in glass from The Cleveland Institute of Art and is the recipient of the Presidential Traveling Scholarship and the Katzenmeyer Award for Outstanding Craft. Mike has worked as a glass blower, instructor, and studio technician at commercial and academic institutions and most recently was Artist in Residence at The University of Montana.



**Mary Montgomery** holds a BFA in Illustration from the College for Creative Studies. She primarily works with oil paint and mixed media. She specializes in portraiture, landscapes and the human figure.



**Rachel Reynolds Z** holds a BFA from the College for Creative Studies and earned an MFA from Vermont College of Fine Arts. She exhibits regionally.



**Jane Reiter** holds an MFA from the University of Kansas. In addition to her 25 years as a librarian, Jane has taught children's art classes at Lansing Art Gallery and Education Center, Okemos Nursery School, and Reach Studio Art Center



**Philip Ruehle** received a BFA and MFA in painting from Kendall College of Art and Design. His artistic output ranges from wildlife to abstract painting to sculpture, with an emphasis on miniature figurative painting.



**Gary Schwartz** is an Academy Award nominated filmmaker, as well as an animator, director, artist and educator. Gary has produced, designed and directed animation for Disney, Sesame Street, MTV, Fox TV, and PBS. He currently teaches at UM's Stamps School of Art & Design.



**Anita Spencer** holds a BA in Art Education from Eastern Michigan University. She taught K-6 in the Lapeer Public Schools for 30 years and exhibits fused and lamp-worked glass regionally.

# adult workshops

7

*These short workshops provide students of all skill levels the opportunity to try something new, or to deep-dive into a specific technique or discipline.*

## DRAWING

### Introduction to Colored Pencil **B**

**Barbara Holmer**

This is an introductory workshop covering the basics of colored pencil drawing. Students will learn about color layering, burnishing, and shading techniques while completing exercise sheets and beginning a small drawing. Materials are provided. Bring a lunch or visit the café. **Teens welcome.**

FR (1 day) 3/25 10a-3:30p  
Studio 4 DR-46 Tuition \$70

### Collage Techniques

**B I A**

**Rachel Reynolds Z**

Experiment with combining fragmented images to construct new, unexpected juxtapositions in this one-day workshop. Students will learn how to integrate separate components into a cohesive, harmonious composition. Various compositional strategies will be explored while gaining experience utilizing several types of adhesives, papers and magazine source material. **Teens welcome.**

SA (1 day) 3/26 11a-5p  
Studio 13 DR-47 Tuition \$99

### Intro to Drawing **B**

**Philip Ruehle**

This one-day workshop will serve as an introduction to the fundamentals of drawing. A variety of techniques and processes will be explored with graphite and will include several brief and extended demos. No experience necessary. **Teens welcome.**

SA (1 day) 5/14 10a-4p  
Studio 14 DR-48 Tuition \$56

## WATERCOLOR

### Botanical Art Watercolor

**I A**

**Barbara Holmer**

Botanical art combines scientific accuracy with artistic aesthetics and sensitivity. This workshop is an overview of controlled watercolor techniques used in botanical art. Demonstrations, discussions, and practice time will serve as a review for some and a new approach for others. Worksheets, paint, paper, and brushes will be provided for the class. You are welcome to bring watercolor supplies that you already have. Bring a lunch or visit the café. Students should have experience with basic watercolor techniques.

TH (1 day) 5/19 10a-3:30p  
Studio 11 WC-49 Tuition \$210

**Ann Jacob, Faculty**



## FILM & ANIMATION

### Flintmatom: Animation

**B I A**

**Gary Schwartz**

Intensive hands-on Animation workshop will introduce students to animation from the perspective of the artist. You will find your own voice through the discipline of animation as a materials-based medium for self-expression. **Teens welcome.**

FR-SU (3 days) 3/25-3/27 10a-5p  
Studio 13 FM-50 Tuition \$189

## FIBER

### Improvisational Quilting

**B I**

**Ann Jacob**

Learn to create quilts from your own fabric stash without using an actual pattern. Create simple embellishments such as flowers, birds and more to add interest and dimension to your quilts. **Teens welcome.**

SA (1 day) 4/16 10a-4p  
Studio 4 FB-51 Tuition \$95

### Nuno Felting **B I A**

**Ann Jacob**

Create silk and wool scarves and other felted fabrics used for bags, hats and accessories. Nuno felting is the ancient art of binding wool fibers together to make artistic and custom items. Materials included. **Teens welcome.**

SA (1 day) 3/26 10a-2p  
Studio 11 FB-52 Tuition \$95

## PHOTOGRAPHY

### Master iPhone Photography **B I**

**Ellyn Winegarden Sudow**

Take great photos using your smartphone. Learn about the camera in your phone, lighting, composition, editing, and sharing. We will print, critique and display the images in class.

WE (2 wks) 4/6-4/13 9:30a-12:30p  
Studio 4 PH-53 Tuition \$85

SA (2 wks) 4/30-5/7 9:30a-12:30p  
Studio 4 PH-54 Tuition \$90



## PAINTING

### Intro to Oil Painting **B**

**Donald Cronkhite**

For ultra-beginners, this class provides an introduction to oils, mediums, solvents, and painting substrates such as cotton duck, linen, and panel. A variety of brush techniques are demonstrated and students can practice these techniques on sample canvases.

SA (2 wks) 4/9-4/16 11a-5p  
Studio 14 PA-55 Tuition \$125

### Experiment with Pastels: Mixing Color to Describe Plants **B I A**

**Rachel Reynolds Z**

Nature-based visual aids as well as actual live plants provide unique shapes and colors to serve as inspiration for several drawing projects. Instruction includes demonstrations of color mixing using pastels and explore various drawing styles including realistic, abstract, and pop-art. **Teens welcome.**

SA (1 day) 4/9 11a-5p  
Studio 13 PA-56 Tuition \$99

### Text as Imagery in Painting **B I A**

**Rachel Reynolds Z**

Investigate how text is used as visual imagery and invites students to play with letters, words and symbols as the subject matter for paintings. How to use color, shape and line as building blocks for creating imagery are covered along with using paint marker, stenciling, collage, projection etc. **Teens welcome.**

SA (1 day) 4/23 11a-5p  
Studio 11 PA-57 Tuition \$99

### Color Theory **B I A**

**Philip Ruehle**

This one day workshop serves as a crash course in color theory for oil and acrylic paint. Learn about color mixing and creating interesting effects through the combination of different colors. **Teens welcome.**

SA (1 day) 4/30 10a-4p  
Studio 14 PA-58 Tuition \$60

### Abstracting the Landscape Using Paint **B I A**

**Rachel Reynolds Z**

Employ various strategies for experimenting with shape and color within the context of landscape scenery. Use acrylic paint and gel medium to layer paint and create loose interpretations of landscape. Photographic source materials are provided but you are welcome to bring your own imagery to work from. **Teens welcome.**

SA (1 day) 5/7 11a-5p  
Studio 14 PA-59 Tuition \$99



Paul Erlandson, Student

### Painting the Invisible **I A**

**Donald Cronkhite**

Atmosphere is like an unseen character that sets the mood and enriches your artwork. Learn oil painting brush techniques and use of subtle colors for painting skies, realistic fog and soft, diffused light to bring drama and dimension to your landscapes. **Teens welcome.**

SA (2 wks) 4/23-4/30 11a-5p  
Studio 14 PA-60 Tuition \$125

## GLASS

### Glass Experience **B**

**Staff**

Get a taste of glassmaking during these brief, single-topic intro workshops. Participants complete a simple project with instructor assistance.

#### Fused Glass

SU (1 day) 3/20 11a-12p  
Studio 7 GL-61 Tuition \$25

SU (1 day) 4/24 11a-12p  
Studio 7 GL-62 Tuition \$25

#### Cold Working

SU (1 day) 4/3 11a-12p  
Studio 7 GL-63 Tuition \$25

SU (1 day) 5/15 11a-12p  
Studio 7 GL-64 Tuition \$25

#### Flameworking

SU (1 day) 4/10 11a-12p  
Studio 7 GL-65 Tuition \$25

SU (1 day) 5/22 11a-12p  
Studio 7 GL-66 Tuition \$25

#### Hot Glass

SU (1 day) 3/27 11a-12p  
Studio 7 GL-67 Tuition \$25

SU (1 day) 5/8 11a-12p  
Studio 7 GL-68 Tuition \$25

### Bead Sampler **B**

**Anita Spencer**

Curious students are introduced to the art of melting glass rods with tabletop torches and using hand tools and gravity to create beautiful glass forms. This hands-on workshop will serve as the ideal introduction.

SA (1 day) 3/26 10a-1p  
Studio 15 GL-69 Tuition \$55



Frederick Bellairs, Students

## DRAWING

### Drawing for Beginners

**B I**

**Igor Macherkevich**

Designed for people with little or no drawing experience. Class projects cover basic approaches to composition, perspective, proportions, shapes, and shading. Materials include graphite, ink, charcoal, watercolors, and Conté crayons. Projects range from short sketches to long still life assignments and will be based on observational drawing practices.

**Teens welcome.**

TH (8 wks) 3/24-5/12 5:30p-8:30p  
Studio 13 DR-70 Tuition \$210

### Open Figure Sessions

**B I A**

**Uninstructed**

Take advantage of these uninstructed sessions with a live model to hone your observation skills. Try out new media and styles, or to simply enjoy the camaraderie of fellow artists drawing together. All skill levels and non-photographic media are welcome.

TU (9 wks) 3/15-5/17 5:30p-8:30p  
Studio 13 DR-71 Tuition \$188  
Drop-in \$10 per session

*The FIA Art School offers classes for all skill levels in drawing, painting, ceramics, fiber, mixed media, and photography. Please see notations for individual class levels. The FIA strives to create an encouraging environment for students to explore the creative process at their own pace. Beginning students are encouraged to start with basic drawing and entry-level classes. Unless otherwise noted, students are expected to provide their own supplies. A supply sheet will be provided for each class either before class begins or at the first class.*

### Finding Your Constant Flow of Creativity

**B I A**

**Jim Gould**

Using oil pastel, printing inks, wax resist, clay, and more, explore ways to unlock your creativity. This method is for any skill level who enjoy creating music, writing, fine arts, etc. Using this creative formula, create a visual journal, 3D pieces, and optional projects in your studio or home.

MO (9 wks) 3/21-5/16 12:30p-3p  
Studio 11 DR-72 Tuition \$261

WE (9 wks) 3/23-5/18 5:30p-8p  
Studio 11 DR-73 Tuition \$261

### Intermediate Drawing

**Alla Dubrovich**

Build on your skills learned in beginning drawing courses, exploring principles of composition, perspective, form, tone, and texture. Work primarily from observation using drawing media including graphite, charcoal, and ink. **Teens welcome.**

WE (5 wks) 4/13-5/11 5:30p-8:30p  
Studio 13 DR-74 Tuition \$135

### Colored Pencil Studio

**I A**

**Barbara Holmer**

Colored pencil is a very accessible medium that can be meditative as you build layers of color to create realistic drawings. Work from life or your own photos to complete old projects or start new ones. Bring colored pencil and several subjects or printed reference photos that are your own to the first class. Prerequisite is *Introduction to Colored Pencil or equivalent.*

WE (7 wks) 3/30-5/11 1p-4p  
Studio 4 DR-75 Tuition \$185

## WATERCOLOR

### Painting in Water Soluble Media

**B I A**

**Jim Ames with Anni Crouter (TU) and Rich Tesner (FR)**

Paint in watercolor, gouache, casein, or acrylic while brushing up on the fundamentals of painting with advanced instruction in color theory, mixing paints, composition, and art theory. Bring reference images to work from. Supplies not included.

TU (9 wks) 3/22-5/17 1:30p-3:30p  
Studio 11 & 14 WC-76 Tuition \$175

FR (9 wks) 3/25-5/20 2p-4p  
Studio 11 & 14 WC-77 Tuition \$175

### Intro to Watercolor

**B I A**

**Igor Macherkevich**

Develop a basic understanding of watercolor including tone, color, color temperature, and color mixing. A variety of techniques including basic sketching and composition are covered. **Teens welcome.**

WE (8 wks) 3/23-5/11 2p-5p  
Studio 11 WC-78 Tuition \$210

### Painting Landscapes in Watercolor

**Igor Macherkevich**

Develop a basic understanding of watercolor including tone, color, color temperature, and color mixing. A variety of techniques as well as basic sketching and composition will be covered using landscape as **subject matter. Teens welcome.**

WE (8 wks) 3/23-5/11 5:30p-8:30p  
Studio 14 WC-79 Tuition \$210

**Barbara Holmer, Faculty**



## PAINTING



Sue Nitzschke, Student

**Intro to Pastel** B I**Alla Dubrovich**

Learn the fundamentals of painting with pastels. Use of chalk and oil pastels to build up layers of color and form are demonstrated step-by-step. Work from direct observation and landscape photos. Most materials provided. **Teens welcome.**

WE (8 wks) 3/23-5/11 10:30a-1:30p  
Studio 13 PA-80 Tuition \$258

**Acrylic Painting 102:****Techniques** B I**Tonya Henderson**

Explore a variety of acrylic painting techniques using various tools and methods of application. The basics are covered for those getting started and then learn techniques such as alcohol dissolve, direct transfer, color layering, wipe out, rag on/off, modeling paste texturing, scraping, glazing. **Teens welcome.**

TH (4 wks) 3/24-4/14 9a-12p  
Studio 11 PA-81 Tuition \$140

**Acrylic Painting 103:**  
**Color & Composition**

B I

**Tonya Henderson**

Practice color mixing to create rich earth tones, tints, and shades. Create a color wheel using only primary colors. Learn basic layout and design methods for composing images, and an introduction to visual approaches, such as light and shadow. **Teens welcome.**

TH (2 wks) 5/12-5/19 9a-12p  
Studio 11 PA-82 Tuition \$70

**Independent Painting**

B I A

**Rich Tesner**

Learn at your own pace in a non-judgmental atmosphere of like-minded people who enjoy painting. Join a community of artists who enjoy helping and inspiring one another. Bring your own supplies and reference materials. An experienced instructor is available for critiques, guidance, and demonstrations. **Teens welcome.**

MO (9 wks) 3/21-5/16 12p-3p  
Studio 13 PA-83 Tuition \$230

TH (9 wks) 3/24-5/19 5:30p-8:30p  
Studio 14 PA-84 Tuition \$230

**Painting Light** B I A**Timothy Widener**

Focus on painting in which light as color and tone define the major forms. The technique most closely relates to Impressionism, but other methods will be explored. While landscape is emphasized, any subject matter is welcome. Oil, watercolor, acrylic, and pastel are acceptable. **Teens welcome.**

FR (9 wks) 3/25-5/20 10a-2p  
Studio 14 PA-85 Tuition \$290

**Landscape Painting**

B I A

**Philip Ruehle**

This class covers many fundamental techniques and principles of landscape painting, including, but not limited to, atmosphere perspective, trees, foliage, clouds, weeds, and color mixing. Work in oils or acrylics with each day consisting of a new demo and one-on-one instruction. **Teens welcome.**

TH (8 wks) 3/31-5/19 10a-2p  
Studio 14 PA-86 Tuition \$245

**Drawing & Painting Portraits from Photographs** I A**Alla Dubrovich**

Learn how to choose a photograph that is suitable for creating a portrait, prepare the photo image for drawing (by applying a special grid system), and scale the image. Two projects (a b/w drawing and a drawing or painting in color) will be completed. **Teens welcome.**

WE (8 wks) 3/23-5/11 2p-5p  
Studio 13 DR-87 Tuition \$210

**Painting: The Shape of Content** I A**Donovan Entrekin**

Named after the extraordinary book by artist Ben Shahn, this course pushes you to explore new paths, try unfamiliar viewpoints, and grow your repertoire of images and motifs. Through a series of painting, drawing, and sculpture projects, learn to catch ideas that swim in deeper waters thereby enriching your practices and challenging comfortable habits. Class will occasionally work from a nude model.

TH (8 wks) 3/24-5/12 1p-4p  
Studio 13 PA-88 Tuition \$234



Paul Erlandson, Student



## PRINTMAKING

### Relief Printmaking **B I**

**Janice McCoy**

Explore relief printmaking techniques in several mediums including: rubber, linocut, and woodcut printmaking. Basic elements of art and principles of design will be stressed. Activities are project based with an opportunity to learn technical skills while working to develop a unique artistic voice in relief printmaking. **Teens welcome.**

MO (10 wks) 3/21-5/23 5:30p-8p  
Studio 10 PR-89 Tuition \$275



Lucie Orozco, Student

## YOGA

### Art & Yoga at Home

**B I A**

**Michelle Dummer**

Practice self-care, feel healthier, and deepen your connection with art in the FIA collection in the comfort of your own home. During each class, we will discuss an artwork followed by an hour of gentle yoga practice. Classes will be held on Zoom, so you will need a smartphone or computer with internet access to attend. **No experience necessary.**

TH (9 wks) 3/24-5/19 10:30a-12:15p  
Virtual ED-90 Tuition \$90  
Drop-in \$12 per session

## FIBERS

### Weaving: Beginning to Advanced **B I A**

**Alice Foster-Stocum**

Color! Texture! Fiber! Expand your horizons with the beauty of fiber arts. Weaving on floor looms, with ample studio time, students will learn to create usable, wearable, and totally touchable works of art. We will explore the use of color and the large array of fibers available to the modern weaver. **Teens welcome.**

SA (10 wks) 3/26-5/28 9a-12p  
Studio 12 FB-91 Tuition \$225

SA (10 wks) 3/26-5/28 1p-4p  
Studio 12 FB-92 Tuition \$225

## SCULPTURE

### Sculptural Welding **B**

**Paul Hauth**

MIG welding is introduced as an artistic practice including metal forming and finishing techniques. Safety equipment (welding coats, helmets, eye and ear protection) is provided. **Teens welcome.**

FR (5 wks) 4/1-4/29 1p-4p  
Studio 6 SC-93 Tuition \$240

WE (5 wks) 4/6-5/4 6p-9p  
Studio 6 SC-94 Tuition \$240

## JEWELRY

### Introduction to Jewelry Design **B**

**Paul Hauth**

Learn the basics of sawing, piercing and soldering copper, brass, sterling silver and other like metals. Other techniques such as texturing of metal, polishing, and finishing (adding jump rings for a necklace or earring posts) will also be explored.

MO (9 wks) 3/21-5/16 10a-1p  
Studio 15 JW-95 Tuition \$324

## CERAMICS

*Ceramic class fees include one bag of clay. Additional bags may be purchased from the instructor during class. (Stoneware/Terra Cotta \$10, Porcelain \$12 per bag).*

### Beginning Pottery **B**

**Jeff Hageman**

Learn the basic skills needed to throw clay on the pottery wheel. Fundamental techniques are demonstrated and practiced as we develop toward more advanced methods.

MO (9 wks) 3/21-5/16 5:30p-8:30p  
Studio 5 CR-97 Tuition \$226

TH (9 wks) 3/24-5/19 9:30a-1:30p  
Studio 2 CR-98 Tuition \$335

FR (9 wks) 3/25-5/20 9:30a-1:30p  
Studio 2 CR-99 Tuition \$335

### Clay Basics **B**

**Jeff Hageman**

Get a taste of the vast possibilities of working with clay. We will cover many different techniques such as hand building, slab construction, extrusions, and throwing on the potters wheel.

MO (9 wks) 3/21-5/16 12p-4p  
Studio 5 CR-100 Tuition \$334



Cynthia Ernst, Student

**Wheel & More** **B** **I****Guy Adamec**

Beginners will alternate between basic hand building and pottery wheel techniques. Returning students will work on developing a personal statement in clay.

MO (8 wks) 3/21-5/16 12p-4p

No Class 4/18

Studio 2 CR-101 Tuition \$298

MO (8 wks) 3/21-5/16 6p-9p

No Class 4/18

Studio 2 CR-102 Tuition \$223

**Clay On & Off the Wheel****B** **I****Karyn Konkell**

Begin with various handbuilding techniques such as coil, pinch, and slab methods to incorporate textural elements. Wheel throwing techniques will then be introduced and students may continue to work with their preferred method.

TU (8 wks) 3/22-5/17 6p-9p

No Class 3/29

Studio 5 CR-103 Tuition \$223

**Clay for All** **B** **I** **A****Karyn Konkell**

Beginning and advanced students interested in wheel-throwing or hand-building will focus on their own set of ideas. Beginners will learn slab building, coiling, pinching and working with texture as well as the basics of wheel throwing. Demos will vary from class to class depending on the interests of the students.

FR (8 wks) 3/25-5/20 9:30a-1:30p

No Class 4/1

Studio 5 CR-104 Tuition \$298

**Clay Projects** **I** **A****Guy Adamec**


Students with some clay experience will work on specific personal projects with instructor guidance and support. Instruction will include alternatives for surface decoration and different firing techniques for special effects.

TU (8 wks) 3/22-5/17 6p-9p

No Class 4/19

Studio 2 CR-105 Tuition \$223

**Guy Adamec**  
Faculty

**Clay Musical Instruments****I** **A****Guy Adamec**

From rattles and whistles to rain sticks, drums, and more, design and make your own unique musical instruments using clay.

WE (8 wks) 3/23-5/18 6p-9p

No Class 4/20

Studio 2 CR-106 Tuition \$223

**Mud in the Morning** **I** **A****Karyn Konkell**

Jump start your day in a creative way. Learn a variety of clay techniques and inventive ways of working with slabs and coils. Experienced students can refine their skills while exploring new techniques and design possibilities.

WE (8 wks) 3/23-5/18 9:30a-1:30p

No Class 3/30

Studio 5 CR-107 Tuition \$298

**Raku** **I** **A****Jeff Hageman**

Practice the art of controlling the interaction of clay and fire. Learn to run the kiln and explore using various combustion situations to create marvelous surface effects on clay.

WE (9 wks) 3/23-5/18 2p-4:30p

Studio 2 CR-108 Tuition \$209

WE (9 wks) 3/23-5/18 5:30p-8:30p

Studio 2 CR-109 Tuition \$251

**Abstract Clay Sculpture****I** **A****Jeff Hageman**

This class will focus on balance, positive and negative space, and connections between clay objects to create a finished sculptural form. We will use various techniques to bring the work to fruition.

TU (9 wks) 3/22-5/17 9:30a-1:30p

Studio 5 CR-110 Tuition \$298

**Advanced Clay Sampler****I** **A****Karyn Konkell**

Develop and expand tile-making, hand-building and wheel-throwing skills while exploring the creative process on a deeper level. Basic and advanced projects will be demonstrated incorporating surface design and texture, as well as Cone 6/10 techniques meant to spark your creativity.

TH (8 wks) 3/24-5/19 1p-5p

No Class 3/31

Studio 5 CR-111 Tuition \$298

TH (8 wks) 3/24-5/19 5:30p-9p

No Class 3/31

Studio 5 CR-112 Tuition \$260

**Advanced Wheel** **I** **A****Guy Adamec**

Students looking to refine their skills in specific areas will work closely with the instructor to identify and refine individual techniques. Glazing techniques will also be covered.

TU (8 wks) 3/22-5/17 12p-4p

No Class 4/19

Studio 2 CR-113 Tuition \$298

**Advanced Pottery****Workshop** **A****Guy Adamec**

Spend the afternoon with other established potters as you work and continue to refine your craft. Demonstrations of specific techniques will be offered as needed and we will spark our creativity with visits to the FIA galleries.

WE (8 wks) 3/23-5/18 12p-4p

No Class 4/20

Studio 2 CR-114 Tuition \$334

## GLASS

*The FIA's glassblowing workshops are designed to give people a chance to experience glassblowing in a safe and fun environment. The classes introduce basic glass working techniques and concepts while students work with instructors to create glass objects that they can keep.*

*Glassblowing/Hot Shop course fees include clear glass and required tools. Colored glass may be purchased from instructor as needed. Flameworking course fees include necessary tools and supplies. Additional or specialty glass may be purchased from instructor.*

### Intro to Borosilicate Flameworking **B** **1**

**Mike Mentz**

Learn to create small objects, apply color, and explore making both solid and hollow sculptural forms. Through a mixture of technical exercises and creative projects, students will delve into the potential of this material. Students will gain confidence in their abilities and will practice the skills necessary to create well-crafted objects. **Teens 15+ welcome.**

**1** MO (7 wks) 3/28-5/9 6p-8:30p  
Studio 15 GL-115 Tuition \$210

**B** TU (7 wks) 3/29-5/10 2p-4:30p  
Studio 15 GL-116 Tuition \$210

### Intro to Flat Glass Fusing **B**

**Mike Mentz**

Learn the fundamentals of flat glass fusing and slumping, kiln glass theory, basic color chemistry, and simple cold working techniques to create multiple fused glass projects. **Teens 15+ welcome.**

MO (7 wks) 3/28-5/9 1:30p-3:30p  
Studio 7 GL-117 Tuition \$252

TU (7 wks) 3/29-5/10 6p-9p  
Studio 7 GL-118 Tuition \$252

### Glassblowing 101 **B** **1** **A**

**Brent Swanson**

Practice fundamental glassblowing concepts while manipulating molten glass into elegant forms.

WE (7 wks) 3/30-5/11 6:30p-9:00p  
Studio 8 GL-119 Tuition \$230

### Beads 102 **1**

**Anita Spencer**

Further your torch skills plus add new ones such as encasing, making and applying murrini cane, and more in this intermediate level workshop.

TU (8 wks) 3/22-5/17 10a-1p  
No Class 4/5  
Studio 15 GL-120 Tuition \$288

### The 40 Bead Challenge **1**

**Anita Spencer**

Four weeks, two colors of glass, 40 beads! Learn to control heat and gravity as you focus on layering dots to create a multitude of stunning patterns on your beads, developing consistency along the way.

SA (4 wks) 4/16-5/7 10a-2p  
Studio 15 FL-121 Tuition \$192

### Flameworked Beads

#### Skills Review **1** **A**

**Anita Spencer**

Struggling with stringer control? Pendant bails are your nemesis? The focus will be on improving these skills and refining other aspects of decorative bead making in this review class.

TU (8 wks) 3/24-5/19 10a-1p  
No Class 4/7  
Studio 15 GL-122 Tuition \$288

### Continuing Studies in Glass Beadmaking **A**

**Anita Spencer**

Students will further practice their glass beadmaking skills, learn new techniques, and get plenty of torch time interspersed with occasional demonstrations. Previous flameworking experience required.

TH (8 wks) 3/24-5/19 6p-9p  
No Class 4/7  
Studio 15 GL-123 Tuition \$288

## FACULTY PROFILE



**Brent Swanson** holds a BFA with a focus in glass from the College for Creative Studies. A current CCS instructor, he has served as the Production Efficiency Manager at The Glass Academy, a Team Leader at Simon Pearce, and as a staff member at Greenfield Village.



**Rich Tesner** has a Graphic Communications degree from Baker College and a MPA from University of Michigan. He is an associate member of the National Oil and Acrylic Painters' Society (NOAPS). Rich exhibits his work nationally.



**Timothy Widener** earned his BFA in painting and his MA in Art History from Michigan State University. His studio practice focuses on life drawing and plein-air painting. Tim exhibits his work nationally.



**Elyn Winegarden Sudow** holds an MFA in Photography from George Washington University, a BA from University of Michigan, Ann Arbor, and studied at the Corcoran School of Art. She specializes in photographing portraits, events, and dogs. Her creative experimentation includes the artistic potential of smartphones.



**Mike Mentz**  
Faculty



## MEMBERSHIP

An FIA membership includes a discount on all FIA Art School classes and workshops for 12 months from the date of membership.

Enroll me/us as a member:

- Rubens Society\*\* \$1,500+
- Donor\*\* \$500
- Sponsor\*\* \$250
- Sustainer\*\* \$100
- Family\*\* \$50
- Dual\* \$40
- Individual \$30
- Student (13+) \$20
- Youth (2.5-12) \$20

*(in addition to above)*

- Founders Society \$20
- Friends of Modern Art (FOMA) \$20
- Founders & FOMA combo \$30

\* 2 adults \*\* 2 adults + children 18 & under

Select type of member card:

- Digital
- Physical
- Both

- Renewal
- New

**Circle:** Dr. Mr. Mrs. Ms. Miss

NAME CHILD'S AGE (if applicable)

PARENT'S NAME (if child is registering)

ADDRESS

CITY/STATE/ZIP

HOME PHONE ALTERNATE PHONE

E-MAIL (required for digital member card)

- Cash
- Check payable to **Flint Institute of Arts**

- VISA
- MasterCard
- Discover
- AM EX

CARD # EXP. DATE

TOTAL \$ AMT. NAME AS IT APPEARS ON CARD

## ART CLASSES

**Save time by registering online at [flintarts.org](http://flintarts.org).  
Registration is October 25.**

NAME CHILD'S BIRTHDATE (if applicable)

PARENT'S NAME (if child is registering)

ADDRESS

CITY STATE ZIP

HOME PHONE ALTERNATE PHONE

- E-mail confirmation
- Receive Art School E-News

E-MAIL

- Member
- Non-member
- FCCC Employee

- Cash
- Check payable to **Flint Institute of Arts**

- VISA
- MasterCard
- Discover
- AM EX

CARD # EXP. DATE

TOTAL \$ AMT. NAME AS IT APPEARS ON CARD

**Phone, mail, or drop off registration with payment.  
Art School office is open Monday-Friday, 9a-5p.**

**Phone** 810.237.7315  
**Mail to** FIA Art School  
1120 E. Kearsley St.  
Flint, MI 48503

**FIA Members receive 20% off listed tuition.  
To calculate rate, multiply tuition by 0.8.  
Example: (tuition) \$100 X 0.8 = \$80 (member rate).**

COURSE # TITLE FEE

COURSE # TITLE FEE

COURSE # TITLE FEE

**Total Fee Due**

OFFICE USE ONLY	
GRID BATCH	RECEIVED
DATA ENTRY	PAYMENT PROCESSED

By submitting this registration form, I understand my enrollment is subject to the FIA Art School policies, including refund and photo policies, as published in the Art School catalog and online.

STUDENT SIGNATURE \_\_\_\_\_



## FIA Art School

1120 E. Kearsley St.  
Flint, MI 48503-1915



### Mailing Address

1120 E. Kearsley Street  
Flint, MI 48503-1915

### Telephone

810.237.7315

### Website

[www.flintarts.org](http://www.flintarts.org)

### Office Hours

Mon–Fri, 9a–5p

### Gallery Hours

Mon–Sat, 10a–5p

Sun, 1p–5p

*Closed major holidays*

### Museum Shop

810.234.1695

Mon–Sat, 10a–5p

Sun, 1p–5p

### The Palette Café

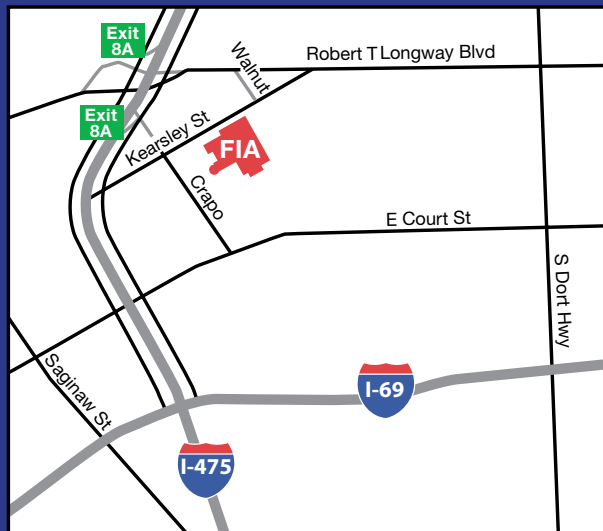
810.234.1695

Mon–Fri, 9a–5p

Sat, 10a–5p

Sun, 1p–5p

*The Museum Shop and  
The Palette Café are open  
for extended hours during  
select special events.*



#### 1 From I-75 North or South

- Exit onto I-475 to Exit 8A, Robert T. Longway Blvd.
- Turn EAST onto Longway Blvd.
- Turn RIGHT onto Walnut St.
- Turn RIGHT onto Kearsley St. and follow signs to FIA parking.

#### 2 From I-69 East or West

- Exit onto I-475 NORTH and proceed with above directions (#1).

#### 3 From US-23 North/I-75

- After US-23 merges with I-75 North, take I-69 EAST and proceed with above directions (#2).